



Envirolok[®]

**SLOPES | WATERWAYS | LIVING
SHORELINES**

Native Vegetative Solutions
FOR URBAN ENVIRONMENTS





KROMREY MIDDLE SCHOOL
Drainage Doctor

What is Envirolok[®]


- 01 | Fully Engineered Geobag System
- 02 | Combined Strength of Soil + Principles of Plant Ecology
- 03 | Permanent Vegetative Solution



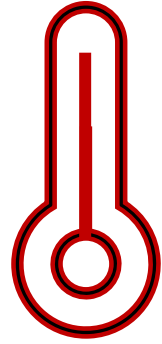


.75-.95 FF / Bag
50-70 lbs Weight


1.0 FF / Bag
85-95 lbs Weight



Envirolok[®] Components



Tan
Non-Woven
Geobags



Connection
Spikes (2)



Closure
Tie





Slope
Stabilization

Shoreline
Protection

Stream &
Riverbanks

Retaining Walls

Roadway
Embankments

Culvert
Headwalls

SLOPE
APPLICATIONS




2H:1V
AND UP

Slope Applications



MATTRESS
APPLICATIONS



Living
Shorelines

Bio
Swales

Stream
Channels

Pond
Edges

Water
Access



Mattress Applications

Applications





Envirolok[®] Advantage

Simple

Envirolok is designed for quick, easy installation. Simply set the bags, compact, install the spikes and repeat. Vegetate as you go or after installation is completed.

Flexible

The Envirolok system is designed to work around site features, such as trees, building, utilities and more. Build corners and curves with no cutting or specialized tool. With a limited construction footprint, site impact is minimized, meaning less work and clean up for the installer.

Sustainable

In addition to having a lower carbon footprint than concrete technologies, Envirolok's vegetative solution can provide natural habitat, promote pollinators, filter runoff, and continually sequesters carbon.



Local Sourcing

We make it easy for engineers and contractors, by focusing on bag fill material and vegetation that can be sources locally. This reduces shipping costs, encourages use of local plant genotypes that work for your project, and supports the local economy.



Full Support

From real-time estimates and stamped and sealed drawings, to installation support and maintenance reviews, the Envirolok Team is here to support our clients every step of the way. Our team of engineers, LEED accredited professionals and industry experts work with you to create a lasting solution.



Parametria Design




Toe Conditions

Whether wet, dry, sloped, or flat, the toe conditions may dictate the need for additional toe protection, reinforcement, or increased depth of the toe.



Height & Slope


Projects greater than 4' in height require additional reinforcement. Slope angle (bag setback) may also affect the length and type of reinforcement.



Site Factors

Soil types, stormwater, site use, ecosystem, and adjacent structures all have an impact on design needs.



- 
- Project Location (Address)
 - Site Photos
 - Soil Types
 - Height & Length of the Slope
 - Site Plan or Survey is Great, but not always necessary*



Let's get it **Started**



Envirolok®

installation



advanced
reinforcement



Vegetation Options

Species Selection

Species selection and diversity are key to vegetative success. Select species that will succeed in your local site conditions and meet the customers needs and expectations.



Application Methods

Options range from seeding and live plantings to sod and sedum mats. Flexibility to fit any project scale, budget, and client needs.



Tips for Success

Over the years we've collaborated with the Agrecol team to trial and understand general species & applications perform best in different site conditions



Species Selection



**SPECIES
DIVERSITY**



**COOL & WARM
SEASON**



**SEDGES ARE
WORK HORSES**



**PLANT
HEIGHT < 4'**



**ROOT
STRUCTURES**



Vegetation Installation Methods



Hydroseeding



- Increase the seed count
- Understand seed sizes
- Add a straw mat for added protection & moisture retention.

live plantings



- Plant Plugs, Live Stakes, or Bare Root
- Install as you build or after
- 2-3 Plugs per bag
- DO NOT puncture bags

Sod / NVM



- Fill void spaces with moist soil or sand
- Connect with landscape staples
- Instant Green

1 Selection

WIND/WATER ACTION SITE PLANTS, SOD, WATERING REQ'D
 NEAR VERTICAL SLOPES GROWDCOVER
 SHADE LIVE PLANTS
 SOUTH FACING WATERING REQ'D

2 Establishment

COMINED PLANTING METHODS	EC MAT W/ HYDROSEED
USE PROPER BACKFILL	MOISTEN BAGS
TEMP IRRIGATION IS A PLUS	SELECT THE RIGHT SPECIES

3 Maintenance

FILLED BAG SAMPLE	70%+ VEGETATION IN YEAR 1
NO MOWING OR BURNING	REVIEW AFTER JUNE 15TH
NO HIGH PRESSURE IRRIGATION	






PROJECT PORTFOLIO

SLOPES WATERWAYS LIVING SHORELINES

River Restoration





Project size
500 units



Reinforcement Type
Gravity Wall



Vegetation
Native Seed



Designer/ Engineer
Envirolok



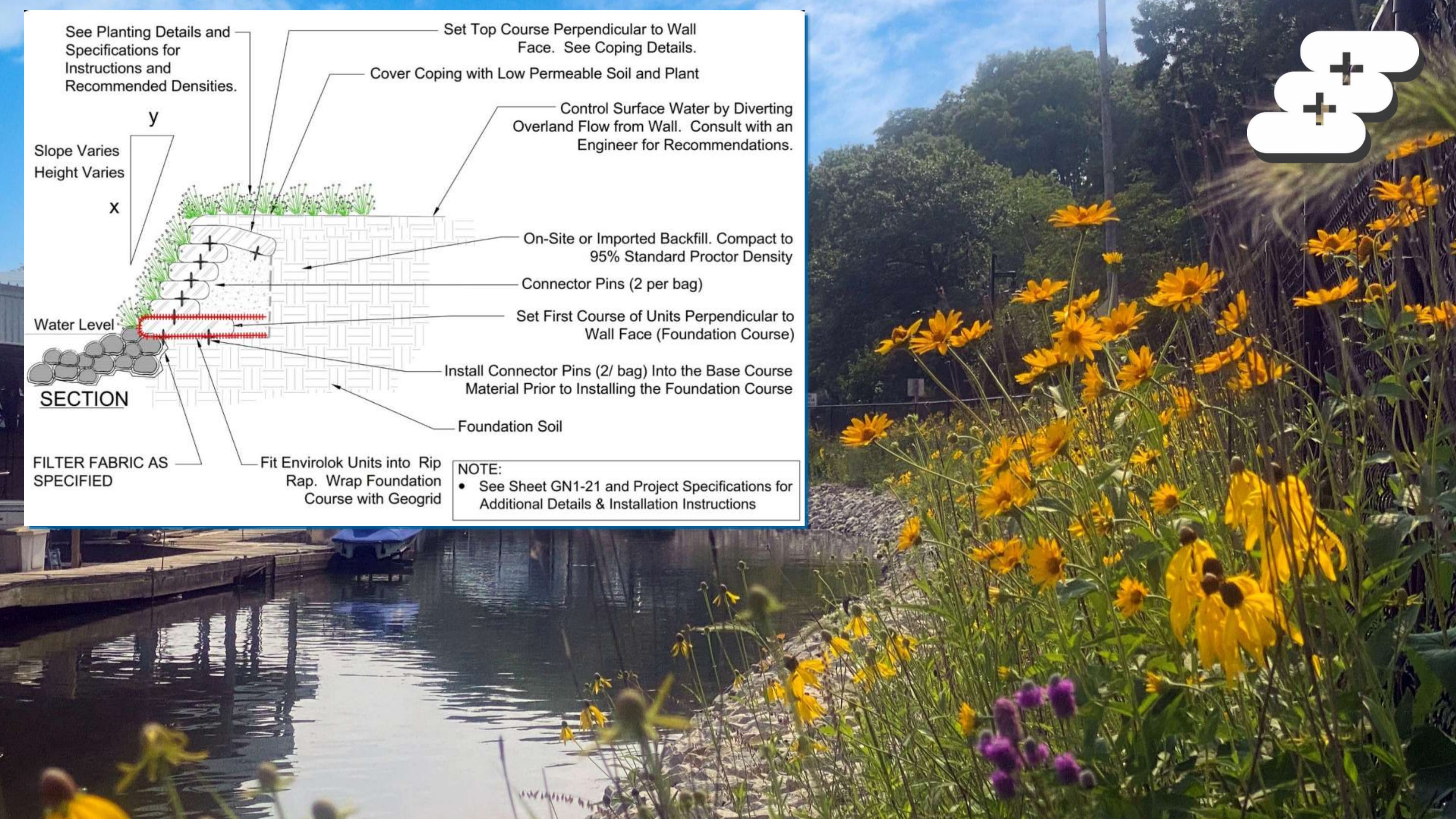
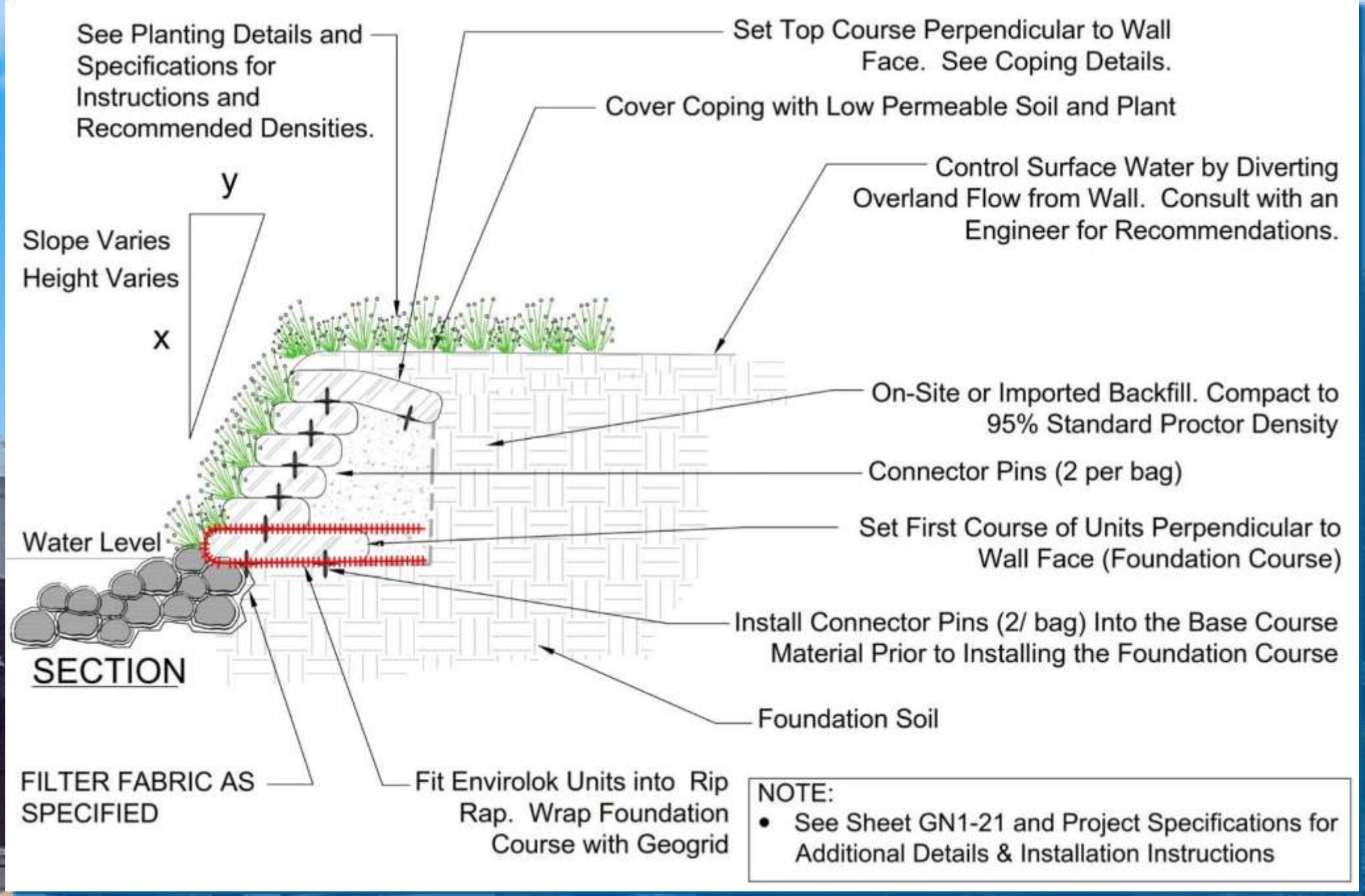
Installer
Highway Landscapers

Lutz Park

Appleton, WI

2017





Urban Streams





Project size
2800 units



Reinforcement Type
Geogrid Layering



Vegetation
Native Seed



Designer/ Engineer
Freese & Nichols



Installer
KBS Earthwork



Wolf Creek


Roanoke, VA

2021, 2023





Lakes & Ponds





Project size
1000 units



Reinforcement Type
Geogrid Layering



Vegetation
Native Plant Plugs



Designer/ Engineer
DATCP



Installer
Hanson's Garden Village

Rest Lake Park






Manitowish Waters

2018







-  Project size
500 units
-  Reinforcement Type
Gravity Wall
-  Vegetation
Native Seed
-  Designer/ Engineer
Envirolok
-  Installer
Highway Landscapers




Foxmoor Park

Waukesha, WI

2019



Stormwater Management





Stormwater Swale

Sun Prairie, WI






Stormwater Swale

Sun Prairie, WI



Slopes & Walls



before



Project size
4000 units



Reinforcement Type
Geogrid Wall



Vegetation
Native Seed



Designer/ Engineer
Envirolok



Installer
Drainage Doctorapers

Kromerey Middle School

Middleton, WI





EXISTING CONDITIONS



VIEW LOOKING WEST TO FAILURE AREA



VIEW LOOKING EAST FROM EDGE OF FAILURE AREA



AREA OF BOWING / SLUMPING



Kromerey Middle School

Middleton, WI





Kromerey Middle School

Middleton, WI





Thank You!

Eric Seidl, WEDG, LEED-AP
Eric.seidl@envirolok.com

