


Waukesha County

Veterans Service Office



Annual Report
2012

WAUKESHA COUNTY DEPT. OF VETERANS SERVICES

ANNUAL REPORT 2012

May 14, 2013

To the Honorable Board of Supervisors
Waukesha County, Wisconsin

Total number of veterans in Waukesha County as of December 31, 2012, per VA figures was 27,875. This does not include the number of dependents of veterans which, when added with the veteran population, can easily triple this figure.

Veterans have special needs that resulted from their service to their country. Some of these needs are compensation and medical treatment for service-connected disabilities, and help in making adjustments in their lives. They also might need assistance in obtaining an education to enable them to find and maintain gainful employment.

In 2012, there were 7,832 incoming phone calls, 4,921 e-mails and 3,393 client visits to the office. A total of 47 appearances on behalf of veterans were made during the year. During a 14 month period, from February 2012 to April 2013 we digitalized approximately 9,000 client records.

The degree of economic impact that veterans' programs have on our county may be revealed by the following totals of state and federal benefits paid to Waukesha County veterans and their dependents or survivors. The economic impact does not include any multiplier factor when these dollars are used to purchase goods and services in the county time and time again.

Payments are reported by federal and state agencies.

Veterans Administration (VA) payments for the last fiscal year are as follows:

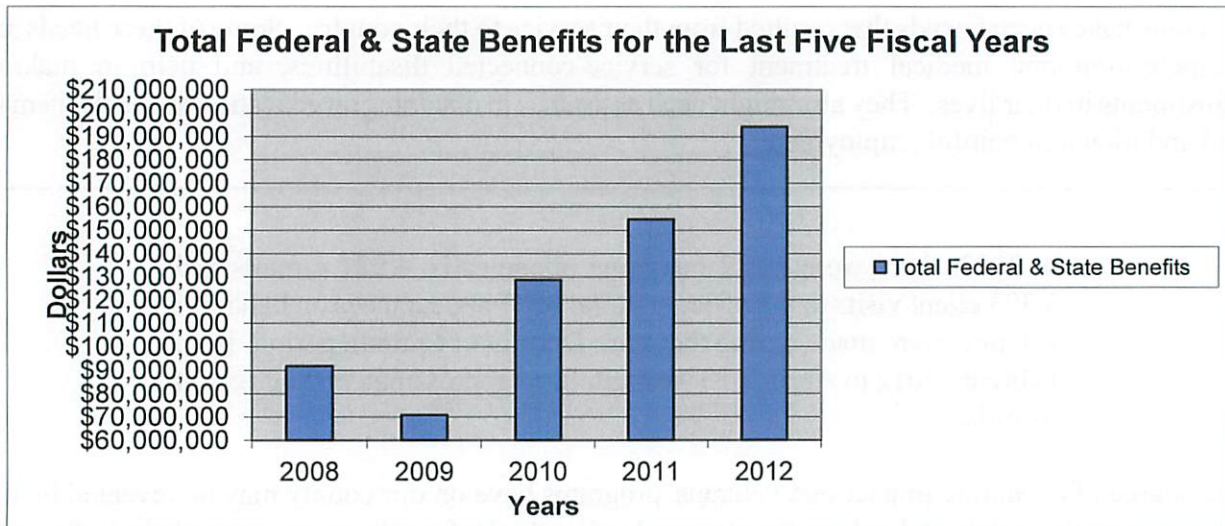
Compensation and Pension	\$ 41,181,000
Education Benefits	7,542,000
VA Guaranteed Home Loans	99,925,472
Insurance and Indemnities	3,375,000
Medical Expenditures*	<u>41,015,000</u>
Total Federal Benefits:	<u>\$ 193,038,472</u>

* Medical expenditures are federal VA dollars expended to provide care for Waukesha County veterans at VA facilities.

Wisconsin Department of Veterans Affairs (WDVA) payments are as follows:

Personal Loans (0) [no funding available]	\$	0
Primary Home Loans (0) [no funding available]		0
Property Tax Credit (270)		1,060,104
Home Improvement Loans (0) [no funding available]		0
Education Grants (11)		40,827
Retraining Grants (0)		0
Health Care Grant (28)		18,726
Subsistence Aid Grants/ANV (4)		<u>5,266</u>
 Total State Benefits:	\$	<u>1,124,923</u>

TOTAL STATE AND FEDERAL BENEFITS: \$ 194,163,395



(Note #1: The above graph does not depict the amount for Federal Home Loans for 2009 due to the fact that the Federal Government did not distribute loan expenditures data at the state, county and congressional district levels).

(Note #2: The Property Tax Credit became available for veterans or their widow(ers) in 2005. Statistics for this benefit was not distributed in 2008 or 2009).

VETERANS SERVICE COMMISSION

The amount of expenditures by the Veterans Service Commission in 2012 was \$9,940 for Veterans Relief, and administrative expenditures for the Veterans Service Commissioners were \$977. The Commission met six times in 2012. Funding from other Veterans Service Organizations provided an additional \$7,921 in financial assistance. Total direct assistance to veterans was \$17,861 of which 44% was funded by Veteran Service Organizations i.e. American Legion, Veterans of Foreign Wars, Military Order of the Purple Heart, Vietnam Veteran of American and private individuals.

WISCONSIN VETERAN'S HOMES

The numbers of veterans, spouses and/or widow/widowers from Waukesha County residing at the Wisconsin Veteran's Homes are:

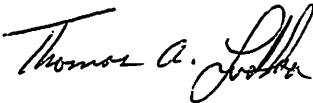
King - 12
Union Grove - 5

VETERANS INDIGENT BURIALS

There was one Indigent Veteran Burial in 2012. The cost was \$300.00

The Veteran Service Office is a very cost effective operation of county government. The 2012 Budget of \$295,105, of which \$282,105 was from the tax levy, resulted in a return of \$194,159,299 federal and state dollars to Waukesha County veterans and their dependents. This equates to \$688.25 return for every levy dollar invested.


Respectfully submitted,



Thomas A. Ludka
Veterans Service Officer

TAL/msm

Subscribed and sworn to before me this
14th day of May, 2013

 Notary Public
Debra C. Fosberg Waukesha County, WI

My Commission expires July 21, 2013

Ludka, Tom A

From: Joe Aulik <Aulikj@kewauneeco.org>
Sent: Tuesday, October 29, 2013 3:16 PM
To: Bayfield Co.; Buffalo Co.; Burnett Co.; Adams Co.; Ashland Co.; Barron Co.; Barron Co.; Brown Co.; Calumet Co.; Chippewa Co.; Clark Co.; Columbia Co.; MGrams@co.dodge.wi.us; Door Co.; vet@co.dunn.wi.us; veterans@co.eau-claire.wi.us; Forest Co.; Grant Co.; Green Lake Co.; Jackson Co.; Juneau Co.; Kenosha Co.; Langlade Co.; Lincoln Co.; Manitowoc2; Manitowoc Co.; Marathon Co.; Marquette; Monroe Co.; holly.hoppe@co.oconto.wi.us; Oneida Co.; Outagamie Co.; Ozaukee Co.; Pepin Co.; david.till@co.pierce.wi.us; Polk Co.; Portage Co.; Price Co.; Richland Co.; Rock Co.; St. Croix Co.; Sauk Co.; Shawano Co.; Sheboygan Co.; Taylor Co.; Vilas Co.; Walworth Co.; Washburn Co.; Washington Co.; Waupaca Co.; Waushara Co.; Winnebago Co.; Wood Branch; Wood Co.; connery@countyofdane.com; lmoore@crawfordcountywi.org; veterans@douglascountywi.org; Fond du Lac Co.; Menominee Co.; Racine; Green Co.; Iowa Co.; Iron Co.; Jefferson Co.; LaCrosse Co.; Lafayette Co.; Marinette Co.; Milwaukee Co.; Oneida Nation; Rusk Co.; Sawyer Co.; Trempealeau Co.; Vernon Co.; Ludka, Tom A; Florence Co.
Subject: Fwd: VA Response regarding Comp and Pen Data for 2012

This e-mail is in response to the question of why there was a major drop in compensation and pension benefits from 2011 to 2012 in many counties.

Joe

>>> "Niemcek, Kerry" <Kerry.Niemcek@mail.house.gov> 10/24/2013 2:16 PM >>>
Here is the response I received from the Office of Congressional and Legislative Affairs:

Kerry –

Good speaking with you by phone about this inquiry. As I explained, the CVSO folks have requested this information from numerous sources, including your office and Senator Johnson's office, as well as reaching out directly to contacts within the VA, which has created the confusion on this request. All congressional inquiries should be directed to our office to ensure that you get the accurate response in a timely manner. We track the requests among the various entities within VA and provide the response.....

The only request that I have received for this information here in Congressional Affairs was the inquiry from Senator Johnson, and I provided the attached response on July 8, so I am extremely sorry that you have been waiting for an answer from VA. Please take a look at the data and share with your CVSO group that requested it. Let me know if you have any further questions, I am happy to assist.

Response: After extensive review and validation against of all our data sources, we have determined that the GDX expenditures for FY12 are correct. The year-to-year decrease in expenditures from FY11 to FY12 was not a result of any decrease in compensation and pension payments. **The abnormally trend of decreasing C&P payments in FY12 was due to the timing of when the payments were made to Veterans.** From the table below, we can see that \$3.9B in C&P payment (row C) obligated for FY10 were not paid to Veterans until FY11 (row A). As a result, the amount paid out to Veterans in FY11 increased from \$53.9B (row B) to \$57.6B (row D). In FY11, for unknown reason, the unpaid obligation that carried over to FY12 was much smaller, \$278M (row C), while the unpaid obligated amount in FY12 was much

larger, \$4.7B (row D). As a result the net payment for C&P in FY12 ended up less than FY11. If you strictly look at row B, you can quickly see that C&P payments continue to increase each year. Please let me know if you have any question or need further clarification.

Reconciliation of 2011 and 2012 VA C&P Obligations to Outlays				
	2010	2011	2012	Source: OM Office of Financial Management Statement of Budgetary Resources
A) Unpaid Obligated Prior Year	3,754,219,953	3,922,590,447	278,472,406	Line 12 total of 12a & 12b
B) Obligated Current Year	48,069,809,278	53,932,377,589	59,167,062,901	Line 13
C) Unpaid Obligated Current Year	<u>(3,922,590,447)</u>	<u>(278,472,406)</u>	<u>(4,691,454,591)</u>	Line 18A
D) Outlay Current Year (Sum)	47,901,438,784	57,576,495,630	54,754,080,715	Line 14

6/20/2012

Kerry Niemcek Skaleski
 Office of Congressman Reid Ribble, WI -8
 550 N. Military Ave., Suite 4B
 Green Bay, WI 54303
 920-471-1950

www.ribbon.house.gov