

WAUKESHA COUNTY HEALTH REPORT CARD

Fourth Edition



Waukesha County Health Council
HEALTHY WAUKESHA 2010

August, 2005

WAUKESHA COUNTY HEALTH COUNCIL MESSAGE

August, 2005

Dear Waukesha County Community:

The Waukesha County Health Council is pleased to present the fourth edition of the Waukesha County Health Report Card, an assessment of the population's overall health status. The Health Council issued previous report cards in 1997, 1998 and 2002.

The Health Council, which was formed in 1995, has as one of its most important functions the monitoring and reporting of health data to the community. Through the reporting of this information, the Health Council wishes to make the community aware of the health issues that continue to confront its citizens and to hopefully convince individuals and organizations throughout the county to pursue actions that lead to healthier lives.

The format of this edition remains the same as the last report with updated data on five specific health and illness categories. The categories consist of: Maternal/Child Health, Communicable Disease, Cancer, Heart Disease/Stroke, and Injury/Violence/Substance Abuse. Wherever possible a comparison of Waukesha County's Health status to the national Healthy People 2010 goals is made. To underscore the importance of wellness, the Health Council this year assigned an individual grade to the combination of health risk factors and preventive services.

As in the past, both primary and secondary research data was utilized in the report card. Primary research included Waukesha County Public Health Division's kindergarten immunization audits as well as results from the 2003 Waukesha County Community Health Survey. Secondary data was primarily obtained from the State of Wisconsin, Department of Health and Family Services, and represents data in most instances through the 2003 calendar year.

New in this edition is a "Progress Report" from the 2002 report card. Here you will find a listing of some of the activities undertaken in an effort to address concerns raised in the previous report card.

The Waukesha County Health Council hopes that the community will continue to use this information to improve the health and well-being of those living in Waukesha County.

Sincerely,

Herb R. Rosenberger
Co-Chair, Health Data Committee

Lynn Johnson
Co-Chair, Health Data Committee

ACKNOWLEDGEMENTS

The Waukesha County Health Council wishes to acknowledge the contributions of the following individuals in the preparation and completion of the fourth Waukesha County Health Report Card.

Health Data Committee Members:

Herb Rosenberger, Co-chair
ProHealth Care

Lynn Johnson, Co-chair
ProHealth Care

Nancy Healy, Psy. D.
Waukesha County Public Health Division

Darren Rausch, Epidemiologist
Waukesha County Public Health Division

JoAnn Weidmann
Public Health Consultant and
Public Health Advisory Committee

Mark Huber, Aurora Health Care

A special thank you is also extended to Oconomowoc Memorial Hospital for the work in formatting and printing this document.

TABLE OF CONTENTS

Waukesha County Health Council Message	I
Acknowledgements	II
Table of Contents	III
Grades	1-3
Demographic Characteristics	4
Leading Causes of Death in 2000	5
Maternal, Child and Infant Health	6
Communicable Disease	7
Cancer	8
Heart Disease and Stroke	9
Injury, Violence and Substance Abuse	10
Risk Factors for Premature Death – Adults, 18+	11
Preventive Services Use – Adults, Age 18+	12
Progress Report	13-14
Notes	15

GRADES

As provided in the past, the Waukesha County Health Council graded major categories of health and issued an overall grade to the residents of Waukesha County. Grades are given based on the experience of an indicator over time, how the indicator compares to the State of Wisconsin's three-year average and how it compares to the Healthy People 2010 national goals. Included for the first time in this edition is a grade assigned to the combination of risk factors and the use of preventive services.

Maternal, Child and Infant Health—————**A**

Once again, Waukesha County residents receive a grade of A for the continued strong performance in the following indicators:

- Low infant death rates.
- Low adolescent pregnancy rate.
- A high rate of prenatal care.

The small numbers associated with the calculation of the child death rates account for the wide fluctuations seen over the past three years; this is not indicative of a trend.

Low birth weight is an indicator to watch due to a small upward trend that now exceeds the HP 2010 goal.

Communicable Diseases—————**C-**

Waukesha County residents receive a grade of C- for their performance in the area of communicable diseases. This represents a decline from a grade of C in the 2002 and is due to the following:

- The continued high incidence of Hepatitis C.
- A continued high incidence of cases falling within the diarrheal disease category.
- A spike in the rate of tuberculosis which now exceeds the Wisconsin 3 year average.

The good news is the steady rise in the levels of childhood vaccination coverage, which is almost at the Health People 2010 goal, and the decreasing incidence of gonorrhea.

Cancer—————C

Waukesha County residents continue to receive a grade of C for the mixed performance of the following indicators:

Positive

- Increasing use of cancer screenings by adults (mammograms, pap smears, colorectal and prostate tests); these screening percentages almost all meet or exceed the HP 2010 goals.
- A decline in adult smoking and obesity, coupled with an increase in adult exercise.
- A decline in the cervical cancer incidence rate.

Negative

- Overall increase in the cancer mortality and cancer incidence rates.
- Increasing incidence of breast and prostate cancer.

Heart Disease and Stroke—————D+

Compared to a grade of D in the 2002 report card, Waukesha County residents received a grade of D+. While there is still a need for more improvement, the performance of the following indicators provides reason for optimism:

- A slight decline in the stroke mortality rate.
- A decline in adult smoking and obesity, coupled with an increase in adult exercise.

On the negative side, the heart disease mortality rate has essentially remained unchanged; though lower than the WI 3-year average it remains quite a bit higher than the HP 2010 goal. In addition, the number of adults reporting that they have high blood cholesterol has increased slightly.

Injury, Violence and Substance Abuse—————B

The residents of Waukesha County continue to receive a grade of B for the performance of the following indicators:

Positive

- An increase in regular bicycle helmet use by both adults and children.
- A decrease in the rate of binge drinking among adults.
- Maintaining a relatively low rate of homicides and suicides.
- An increase in regular seat belt use by adults.

Negative

- A reduction in regular seat belt use by children.
- An increase in overall motor vehicle crash deaths which now exceeds the HP 2010 goal.

Risk Factors/Use of Preventive Services—————B

New this year, the residents of Waukesha County receive a grade of B for this collection of wellness indicators. While many of these are still below the Healthy People 2010 goals, progress seen in the following areas is encouraging:

- Rate of smoking among adults.
- Use of helmets by adults and children.
- Seat belt use by adults and children.
- Prevalence of binge drinking by adults.
- Vaccination for pneumonia.
- Use of cancer screenings.
- Regular exercise among adults.

While many of these indicators are also considered when grading the previous sections, the Health Council feels that these improvements are deserving of additional recognition since they represent changes that can have immediate impact on Waukesha County's health and well being.

OVERALL GRADE—————B-

Based on the grades assigned in the five health/illness categories plus the wellness factors, the overall health of Waukesha County residents receives a grade of B-. This represents an increase from the previous grade of C+ and is in large part a response to the positive changes noted in the use of preventive services and individual risk factors. Residents are encouraged to continue their commitment to individual health and wellness.

DEMOGRAPHIC CHARACTERISTICS*

Population Subgroup	Waukesha Co.				Wisconsin	
	1990		2000		2000	
	Number	%	Number	%	Number	%
Total Population	304,715	-	360,767	-	5,363,675	-
Sex and Age:						
Male	151,055	49.6	177,484	49.2	2,649,041	49.4
Female	153,660	50.4	183,283	50.8	2,714,634	50.6
Under 20 years	91,185	29.9	103,262	28.6	1,532,093	28.6
20 to 44 years	119,275	39.1	223,665	34.3	1,938,982	36.2
45 to 64 years	64,329	21.1	90,406	25.1	1,190,047	22.2
65 years and over	29,926	9.8	43,434	12.0	702,553	13.1
Race:						
White	298,313	97.9	345,506	95.8	4,769,857	88.9
Black	1,096	0.4	2,646	0.7	304,460	5.7
Asian/Pacific Islander	2,699	0.9	5,468	1.5	90,393	1.7
American Indian/Alaska native	672	0.2	788	0.2	47,228	0.9
Other	1,935	0.6	3,128	0.9	84,842	1.6
Two or more races	-	-	3,231	0.9	66,895	1.2
Ethnicity:						
Not Hispanic or Latino	299,267	98.2	351,264	97.4	5,170,754	96.4
Hispanic or Latino	5,448	1.8	9,503	2.6	192,921	3.6
Uninsured #	-	-	10,823	3.0	321,821	6.0

*An estimated number of individuals affected was calculated using the survey percent multiplied by the total population.

*The demographic data in the above table reflects the most recent decennial census data. This data is intended to highlight the similarities between Waukesha County and the State of Wisconsin.

SOURCE:

United States Census Bureau; <http://factfinder.census.gov>
 Wisconsin Department of Health and Family Services, Division of Health Care Financing,
 Bureau of Health Information. <http://www.dhfs.state.wi.us/stats/familyhealthsurvey.htm>.


LEADING CAUSES OF DEATH IN 2003


Cause	Waukesha Co.		Wisconsin	
	Number	%	Number	%
Cardiovascular Diseases	1,002	36.5	16,842	36.6
Cancer	638	23.3	10,603	23.0
All Other diseases	562	20.5	9,112	19.8
Chronic Lower Respiratory Disease	134	4.9	2,285	5.0
All Other Accidents	120	4.4	1,464	3.2
Influenza and Pneumonia	64	2.3	1,164	2.5
Diabetes	77	2.8	1,326	2.9
Alzheimer's Disease	69	2.5	1,408	3.1
Motor Vehicle Accidents	39	1.4	875	1.9
Intentional Self-Harm (Suicide)	31	1.1	642	1.4
All Other External Causes	0	0.0	59	0.1
Human Immunodeficiency Virus	2	0.1	67	0.1
Assault (Homicide)	5	0.2	193	0.4
Total Deaths, All Causes	2,743	—	46,040	—

SOURCE:

Wisconsin Department of Health and Family Services, Division of Health Care Financing, Bureau of Health Information. <http://www.dhfs.state.wi.us/deaths>.

KEY TO PAGES 6 - 12:

 = meets or exceeds Healthy People (H.P.) 2010 goal or Wisconsin 3 year average.










 = fails to meet Healthy People 2010 goal or Wisconsin 3 year average.

* = statistically significant trend at a 0.05 level of significance.

MATERNAL AND CHILD HEALTH

Maternal and child health describes the health of mothers and their children at the beginning of life. Infants have an increased risk of mortality and morbidity including developmental delay when born at low birth weights. Low birth weight infants are more commonly born to mothers not receiving adequate prenatal care, adolescent mothers, and multiple births.

Maternal, Child and Infant Health

Indicator (a)	Waukesha Co.			Wisconsin	H.P. Goal	
	2001	2002	2003	3-yr Avg	2010	
Adolescent pregnancy rate(15-17yrs)	4.8	5.6	5.4	16.5	46.0	
Early prenatal care (1st trimester; %)	94.6	95.6	95.1	84.2	90.0	
Less than 5 prenatal visits (%)	0.9	0.8	1.0	3.1	-	
Low birth weight infants (<2500 g; %)	5.8	5.7	6.2	6.7	5.0	
Fetal and Infant Death Rates (b):						
Infant deaths (<1 yr)	3.2	3.3	3.5	6.8	4.5	
Neonatal deaths (<28 days)	2.0	2.1	2.6	4.6	2.9	
Postneonatal deaths (28 days -1 yr)	1.1	1.2	0.9	2.2	1.5	
Child Death Rates:						
1-4 years	10.9	10.9	21.9	31.3	25.0	
5-9 years	11.6	3.9	7.8	15.1	14.3	

(a) All data presented as rates per 100,000 population unless otherwise specified.

(b) Rate per 1,000 live births.

SOURCE:

U.S. Department of Health and Human Services. **Healthy People 2010** (Conference Edition, in Two Volumes). Washington, DC: January 2000.

Wisconsin Department of Health and Family Services, Division of Health Care Financing, Bureau of Health Information. *Waukesha County Birth Certificate Data, 2000-03*.

Wisconsin Department of Health and Family Services, Division of Health Care Financing, Bureau of Health Information. <http://www.dhfs.state.wi.us/births>.

COMMUNICABLE DISEASE

Communicable or infectious disease refers to any disease carried from one person or animal to another through direct or indirect contact. Examples may include sexually transmitted diseases, childhood illnesses, foodborne illnesses, waterborne illnesses, animal or insect transmitted diseases, etc. Communicable diseases remain a public health concern even with the tremendous progress that has been made in basic hygiene, food production and handling, water treatment, and development of vaccines and antibiotics.

Communicable Disease

Indicator (a)	Waukesha Co.			Wisconsin	H.P. Goal
	2001	2002	2003	3-yr Avg	2010
Diarrheal Diseases:					
Campylobacter spp.	12.8	14.3	17.7	21.0	12.3
E. coli 0157:H7	2.5	5.7	1.3	4.0	1.0
Salmonella spp.	15.8	23.2	15.0	16.2	6.8
Other Communicable Diseases:					
Hepatitis C	26.2	30.3	26.6	70.3	1.0
Tuberculosis	0.3	0.8	2.4	1.4	10.0
Sexually Transmitted Diseases:					
Gonorrhea	10.6	9.5	8.3	109.5	19.0
AIDS	2.2	1.1	1.9	4.7	1.0
Vaccine Preventable Diseases:					
Hepatitis B	1.9	3.2	1.9	0.9	-
Measles	0.0	0.0	0.3	0.0	-
Pertussis	5.5	3.0	3.8	6.6	-

(a) All data presented as rates per 100,000 population unless otherwise specified.

Childhood Vaccination Coverage Levels

Objective (a)	Waukesha Co.			Wisconsin	H.P. Goal
	2000-01	2001-02	2002-03	3-yr Avg	2010
Vaccination coverage levels (b) [#]	76.9	81.5	87.2	--	90.0

[#]Percent of Waukesha County Public Health Division immunized 2 years-old up-to-date with 4 DTaP/3Polio/1 MMR/3 Hib/3 Hep B.

SOURCE:

U.S. Department of Health and Human Services. **Healthy People 2010** (Conference Edition, in Two Volumes). Washington, DC: January 2000.







Waukesha County Department of Health and Human Services, Public Health Division.
Wisconsin Department of Health and Family Services, Division of Public Health,
Bureau of Communicable Diseases.

Wisconsin Department of Health and Family Services, Division of Public Health,
Immunization Program.

CANCER







Cancer is the second leading cause of death, accounting for more than one of every five deaths in Waukesha County. Leading risk factors for cancer include tobacco use and diet; it is predicted that these risk factors are responsible for two-thirds of all cancer deaths. The National Cancer Institute has estimated that aggressive, widespread application of current cancer prevention, early detection, and treatment techniques would lead to a significant reduction in overall cancer mortality.

Cancer Mortality

Indicator (a)	Waukesha Co.				Wisconsin	H.P. Goal
	1999	2000	2001	2002	3-yr Avg	2010
Breast Cancer	30.9	38.2	30.6	29.3	29.2	22.2 
Cervical Cancer	2.3	0.5	0.0	1.6	1.9	2.0 
Colorectal Cancer	19.8	16.4	18.5	17.8	20.7	13.9 
Lung Cancer	45.1	44.3	45.3	46.0	50.4	44.8 
Prostate Cancer	21.7	20.8	17.2	21.4	24.3	28.7 
All Cancers	193.7	176.8	175.9	190.6	198.0	158.7 

(a) All data presented as rates per 100,000 population unless otherwise specified.

Cancer Incidence

Indicator (a)	Waukesha Co.			Wisconsin	H.P. Goal
	1999	2000	2001	3-yr Avg	2010
Breast Cancer	169.3	177.9	188.4	116.2	- 
Cervical Cancer	10.1	12.0	3.2	9.7	-  *
Colorectal Cancer	57.6	52.4	56.7	66.6	- 
Lung Cancer	63.8	59.0	64.1	76.7	- 
Prostate Cancer	190.4	167.9	221.2	156.2	-  †
All Cancers	543.0	510.6	584.7	495.8	-  †

a) All data presented as rates per 100,000 population unless otherwise specified.

SOURCE:

U.S. Department of Health and Human Services. *Healthy People 2010* (Conference Edition, in Two Volumes). Washington, DC: January 2000.

Wisconsin Department of Health and Family Services, Division of Health Care Financing, Bureau of Health Information. <http://www.dhfs.state.wi.us/deaths/index.htm>.

Wisconsin Department of Health and Family Services, Division of Health Care Financing, Bureau of Health Information. *Waukesha County Death Certificate Data, 2000-03*.

Wisconsin Department of Health and Family Services, Division of Health Care Financing, Bureau of Health Information. <http://www.dhfs.state.wi.us/wcrs>.

HEART DISEASE AND STROKE

Cardiovascular diseases, including heart disease and stroke, are the leading killers for both men and women and among all racial and ethnic groups nationally and in Waukesha County. Individually, heart disease and stroke are the first and third leading causes of death in the United States, respectively. There are many risk factors for both heart disease and stroke including high blood pressure and blood cholesterol, diabetes, obesity, physical inactivity, poor nutrition and tobacco use.

Heart Disease and Stroke Mortality

Indicator (a)	Waukesha Co.		Wisconsin	H.P. Goal	
	2001	2002	2003	3-yr Avg	2010
Heart Disease	199.3	199.0	201.7	233.9	166.0
Stroke	54.0	55.1	48.5	63.0	48.0

(a) All data presented as rates per 100,000 population unless otherwise specified.

SOURCE:

U.S. Department of Health and Human Services. *Healthy People 2010* (Conference Edition, in Two Volumes). Washington, DC: January 2000.
 Wisconsin Department of Health and Family Services, Division of Health Care Financing, Bureau of Health Information. <http://www.dhfs.state.wi.us/localdata>.

INJURY, VIOLENCE AND SUBSTANCE ABUSE

Injuries can be divided into two major subcategories: intentional and unintentional. Intentional injuries include homicide, suicide, partner violence and child abuse; unintentional injuries include motor vehicle crashes, workplace injuries, falls and poisonings. When addressing injuries, the most important thing to remember is that the resulting morbidity and mortality are predictable and preventable. Violence and substance abuse are included in this health category due to their intrinsic relation as potential causes of injuries.

Injury, Violence and Substance Abuse











Indicator (a)	Waukesha Co.			Wisconsin	H.P. Goal
	2001	2002	2003	3-yr Avg	2010
Motor Vehicle Crash Deaths	8.7	8.1	10.5	15.3	9.0
Homicide Deaths	0.5	1.1	1.3	3.6	3.2
Suicide Deaths	8.7	7.8	8.3	11.6	6.0
Alcohol- and Drug-related Motor Vehicle Deaths	1.6	1.9	3.0	5.8	4.0
Alcohol- and Drug-related Motor Vehicle Accidents	69.3	80.8	65.2	119.6	65.0

(a) All data presented as rates per 100,000 population unless otherwise specified.

SOURCE:

U.S. Department of Health and Human Services. *Healthy People 2010* (Conference Edition, in Two Volumes). Washington, DC: January 2000.
 Wisconsin Department of Health and Family Services, Division of Health Care Financing, Bureau of Health Information. <http://www.dhfs.state.wi.us/localdata>.

RISK FACTORS FOR PREMATURE DEATH - ADULTS, AGE 18+

Indicator(a)	Waukesha Co.			Wisconsin	H.P. Goal	
	1997	2000	2003	2003	2010	
Risk Conditions (past three years):						
High Blood Pressure	14	17	17	24	16	
High Blood Cholesterol	16	13	17	33	17	
Diabetes	4	4	4	6	2.5	
Regular Exercise (20+ min/day & 3 days a week)	44	47	55	-	-	-
Overweight (calculated body mass index > 25)	53	58	53	59	40	
Smoking (current smokers)	21	22	21	22	12	
Binge Drinking (5+ drinks at one time in past month)	27	18	16	24	6	 *
Eating Fruit (2+ servings/day)	-	-	69	-	75	
Eating Vegetables (3+ servings/day)	-	-	28	-	50	
Seat Belt Use -Adults (sometimes or less)	18	18	12	-	8	
Seat Belt Use - Children (sometimes or less)	9	2	6	-	0	
Bicycle Helmet Use -Adults (sometimes or less)	76	75	69	-	-	-
Bicycle Helmet Use -Children (sometimes or less)	49	42	31	-	-	- *

(a) All data expressed as percent of population surveyed.

SOURCE:

U.S. Department of Health and Human Services. *Healthy People 2010* (Conference Edition, in Two Volumes). Washington, DC: January 2000.





Waukesha County Health Council. *Waukesha County Community Health Study*. Summer 2003.

Waukesha County Health Council. *Waukesha County Community Health Study*. Spring 2001.

Waukesha County Health Council. *Waukesha County Community Health Survey*. Spring 1998.

Wisconsin Department of Health and Family Services, Division of Health Care Financing, Bureau of Health Information. <http://www.dhfs.state.wi.us/stats/BRFS.htm>.

PREVENTIVE SERVICES USE - ADULTS, AGE 18+

Indicator (a)	Waukesha Co.			Wisconsin	H.P. Goal
	1997	2000	2003	2003	2010
Routine Medical Check-Up in past year:					
Medical	63	61	61	—	— —
Dental	75	74	80	—	— —
Vision	46	46	55	—	— —
Pneumonia Vaccine (65+; ever had)	55	65	65	—	90 
Mammogram (females, 40+; past 2 years)	78	83	83	—	70 
Pap Smear (females; past 4 years)	—	—	89	—	90 
Colorectal Test or Screening (50+; past 2 years)	42	48	50	—	50 
Prostate Screening (males, 50+; past 2 years)	59	64	71	—	— — *

(a) All data expressed as percent of population surveyed.

SOURCE:

U.S. Department of Health and Human Services. *Healthy People 2010* (Conference Edition, in Two Volumes). Washington, DC: January 2000.

Waukesha County Public Health and Aurora Health Care.

Waukesha County Community Health Study. Spring 2001.

Waukesha County Health Council. *Waukesha County Community Health Study*. Spring 2001.

Waukesha County Health Council. *Waukesha County Community Health Survey*. Spring 1998.

Wisconsin Department of Health and Family Services, Division of Health Care Financing, Bureau of Health Information. <http://www.dhfs.state.wi.us/stats/BRFS.htm>.

WAUKESHA COUNTY HEALTH PLAN PROGRESS REPORT

In response to the 2002 report card the Waukesha County Public Health Division prepared a Community Health plan. The following is a summary of some of the activities and progress realized to date. It is intended to provide a sample of the activities that have occurred during the last three years and is not a complete list of all the valuable efforts being made on behalf of the residents of Waukesha County.

Heart Healthy Waukesha County

The initiative began in January of 2003 with goals to positively impact three principle behaviors that adults can adopt to improve their heart health. Those behaviors were: 1. Eliminate tobacco use and exposure. 2. Exercise 20 minutes or more most if not all days of the week, and, 3. Eat healthy. As a result of the collaborative nine teams were formed and they achieved the following results:

- Fitness pilots were successfully launched and expanded to entire workplaces.
- Two programs were successful in increasing the number and usage of healthy food choices on cafeteria menus.
- Hispanic nutrition classes were initiated and continue to grow.
- The availability of smoking cessation information and resources was expanded.

The collaborative received an award for “Special Achievement of a Public Health Partnership” from the Wisconsin Public Health Association at its conference in May of 2005. The award recognizes special contributions to public health by a partnership of two or more groups working together to achieve a common public health goal that is aligned with the state’s health plan.

Waukesha County Immunization Coalition

The coalition was established in 2002 to promote adult and childhood immunization against communicable diseases. In 2003 and 2004, two years in which the supply of vaccine was limited, the coalition was responsible for coordinating media campaigns to notify the general public about availability. In 2004 the coalition assisted the Public Health Division in redistributing the influenza vaccine to agencies with high-risk, vaccine-eligible persons.

The Waukesha County District Attorney's Child Fatality Review Team

Co-chaired by the District Attorney and the Medical Examiner, members include representatives from area hospitals, Center for Behavioral Health, Waukesha County Medical Society, US Consumer Product Safety Commission, Waukesha County Health and Human Services, Children's Hospital of Wisconsin, state legislators, local law enforcement and area medical clinics. As a result of their work the following outcomes have been achieved:

- Establishment of an Annual Youth Safety conference. Topics have included: SIDS prevention, teen suicide, home safety, safer teen driving, bicycle safety and water safety.
- Development of "Digging?, Building?, Excavating? You Need to Know....." A brochure to inform builders of Wisconsin State Statute 167.20(1) which requires proper fencing at construction sites. The brochure is available at sites issuing building permits.

Waukesha County Public Health Division

The Public Health Division surveyed and published in the local media a list of Waukesha County Medical providers providing prostate screening. The survey prompted local providers to adopt September as the month for men's prostate screening in Waukesha County.

The Waukesha County Public Health Division has continued to provide preventive public health services to an increasing number of high-risk pregnant women, mothers of young children and to infants and young children. During 2004 over 8,100 individuals received service. This is an increase of 9% over the previous years total of 7,462.



aukesha County Health Council

H E A L T H Y W A U K E S H A 2 0 1 0

Waukesha County Public Health Center
615 W. Moreland Boulevard
Waukesha, WI 53188